


Square

Performances




- Squaring of the model according to the occlusal plane

Included accessories

- Model holder A21/SQE
- Parallel arm ARM/SQ



SQUARE, an exclusive system Artiglio to trim the model according to the occlusal plane. Once determined the occlusal plane, the posterior part of the model must be trimmed right angled and the base should be trimmed parallel to the occlusal plane. It represents a new approach to design and fabricate implant-supported prostheses. Furthermore, the squaring of the model according to the occlusal plane can be an useful aid to evaluate the path of insertion.



Tower Drill



Performances

- Drilling and/or threading of lingual abutments

Included accessories

- n° 2 Adjustable analogue holders



Tower Drill is an easy and cheap system that makes easier the lingual drilling and threading of the abutments mounted directly on the analogues. It can be mounted on all Artiglio's model holder bases and used with either Artiglio's or other milling machines available on the market. **Tower drill** is made up of a steel disc with a vertical column fixed on it. A proper adjustable support, sized on the base of the analogue diameter, slides and can be locked on the column. In the middle of the disc there is an adjustable vertical bearing which gives more stability to the abutment making the drilling proceeding extremely safe and quick. It is supplied complete with two adjustable supports whose dimensions must be specified at order time.